



VINYL RAILING



MAKE SPACE FOR FAMILY

Create a beautiful outdoor space for your friends and family with Superior's vinyl railing. This low-maintenance vinyl requires little upkeep and lets you devote your time to the people and things you love instead. Superior railing is code compliant and built for safety, with aluminum channels in both the top and bottom rail for strength.

Superior is a vinyl manufacturer, which means we start with resin, extrude it into profiles, fabricate the railing, and package and ship each boxed section. We control the process from start to finish to make sure all of the items we manufacture are made to our high-quality specifications, and we back our products with one of the strongest warranties in the industry.

You can relax and enjoy your space, knowing that the railing surrounding you is built for long-lasting security and style.



Manufactured in the USA

Superior products are proudly designed and manufactured in the USA to ensure a quality fit and finish.

200 Series	4-7
400 Series	8-11
1000 Series.....	12-15
3000 Series.....	16-19
5000 Series.....	20-23
Railing Comparison.....	24-25
Placid Point Lighting.....	26-27
Structural Porch Posts & Columns.....	28-29
Post Caps & Trim	30
Newel Posts & Post Wrap.....	30
ADA Handrail	31



— 200 SERIES —

SIMPLE AND STYLISH

The unique design of the 200 Series makes it stand out among other railings. With its flat top, rounded sides, and classic good looks, the 200 Series can go almost anywhere.

White Railing with White Model Infill





200 SERIES

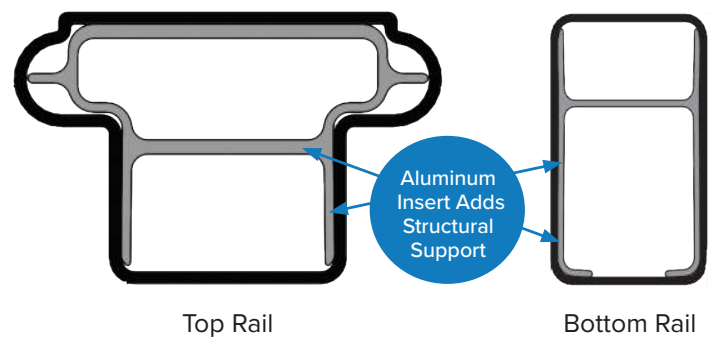
PRODUCT DETAILS

- 3 1/8" Wide Top Rail
- Railing Height Options: 36" · 42"
- Railing Length Options: 5' · 6' · 7' · 8' · 10'

Pictured Above:


- a. White Railing with White Model Infill*
- b. White Railing with White Model Infill*
- c. White Railing with Black York Infill*

PROFILE






COLOR OPTIONS



INFILL OPTIONS



— 400 SERIES —

FUN AND FUNCTIONAL

The 400 Series drink rail turns your deck into an entertaining dream space, adding room for your guests' plates and cups and making your outdoor space a true place to relax. If you're ready to take the party outside, the 400 Series is your perfect railing.





White Railing with White Model Infill



400 SERIES

PRODUCT DETAILS

- Pre-Attached Aluminum Deckboard Receiver on Top Rail (deckboard not included)
- Railing Height Options: 36" · 42"
- Railing Length Options: 6' · 8' · 10'

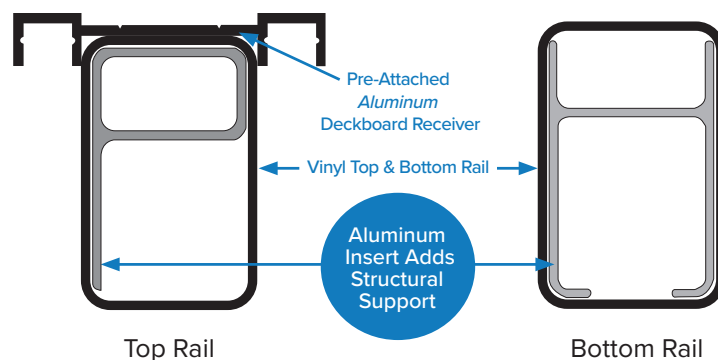
Pictured Above:

a. White Railing with York Infill

b. White Railing with White Model Infill


c. White Railing with White Model Infill

PROFILE






COLOR OPTION



INFILL OPTIONS





White Railing with Witmer Infill

1000 SERIES

CLEAN LINES AND CHARACTER

The sleek look of the 1000 Series makes it a favorite for those who prefer minimalist design, and the t-shaped top railing works for decks of all sizes and styles.





1000 SERIES

PRODUCT DETAILS

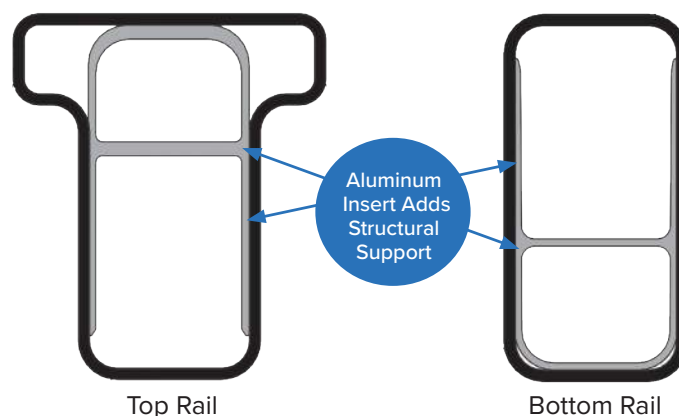
- 3" Wide Top Rail
- Railing Height Options: 30"* · 36" · 42"
- Railing Length Options: 4' · 6' · 8' · 10'

*Use only for applications 30" or less from ground level

Pictured Above:

- a. Almond Railing with Almond Madison Infill*
- b. White Railing with White Traditional Infill*
- c. White Railing with White Model Infill*

PROFILE






COLOR OPTIONS



INFILL OPTIONS





White Railing with White Madison Infill

3000 SERIES

CLASSIC AND SOPHISTICATED

The flaired profile of Superior's 3000 Series makes it both a fun and secure addition to your outdoor living space. The 3000 Series is ideal for medium to large sized spaces, thanks to its generous size.





3000 SERIES

PRODUCT DETAILS

- 3" Wide Top Rail
- Railing Height Options: 36" · 42"
- Railing Length Options: 4' · 6' · 8' · 10'

*Use only for applications 30" or less from ground level

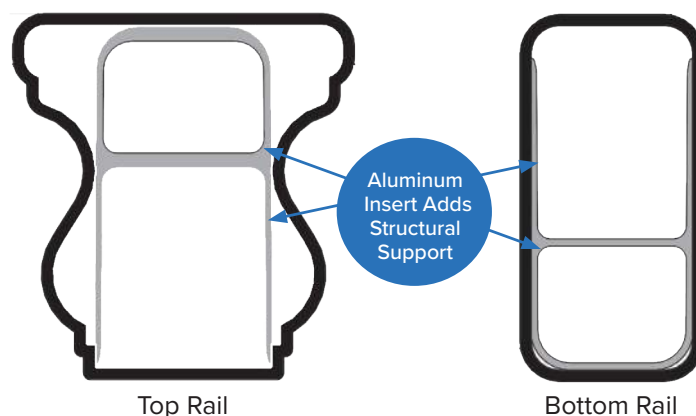
Pictured Above:

a. White Railing with White Model Infill

b. Almond Railing with York Infill

c. White Railing with York Infill

PROFILE



Top Rail


Bottom Rail



COLOR OPTIONS



INFILL OPTIONS





White Railing with White Vintage Infill

5000 SERIES

SUBSTANTIAL AND SOLID

Superior's 5000 Series is the most sizeable railing we offer and can hold its own on the largest builds and installations. The 5000 Series is perfect for estates, country clubs, or other large commercial properties.





5000 SERIES

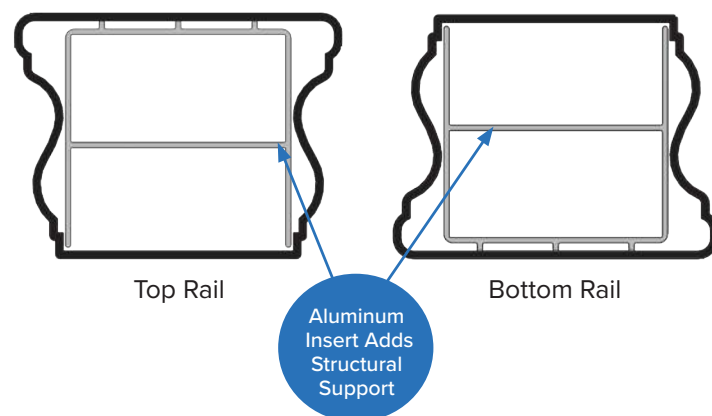
PRODUCT DETAILS

- 4½" Wide Top Rail
- Railing Height Options: 36" · 42"
- Railing Length Options: 4' · 6' · 8' · 10'

Pictured Above:

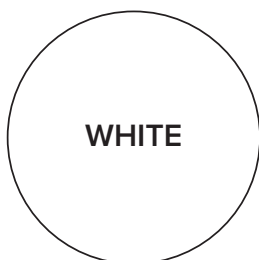
- a. White Railing with White Vintage Infill*
- b. White Railing with White Vintage Infill*
- c. White Railing with White Vintage Infill*

PROFILE





COLOR OPTIONS



WHITE



CLAY

AVAILABLE INFILL

VINYL

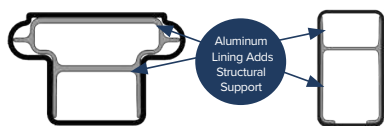
36" • 42"






VINTAGE

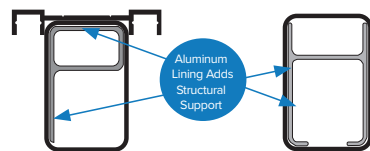





200 SERIES



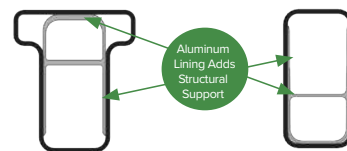
- Railing Color Options -   
- 3 3/16" Wide Top Rail
- Railing Height Options: 36" • 42"
- Railing Length Options: 5' • 6' • 7' • 8' • 10'




400 SERIES



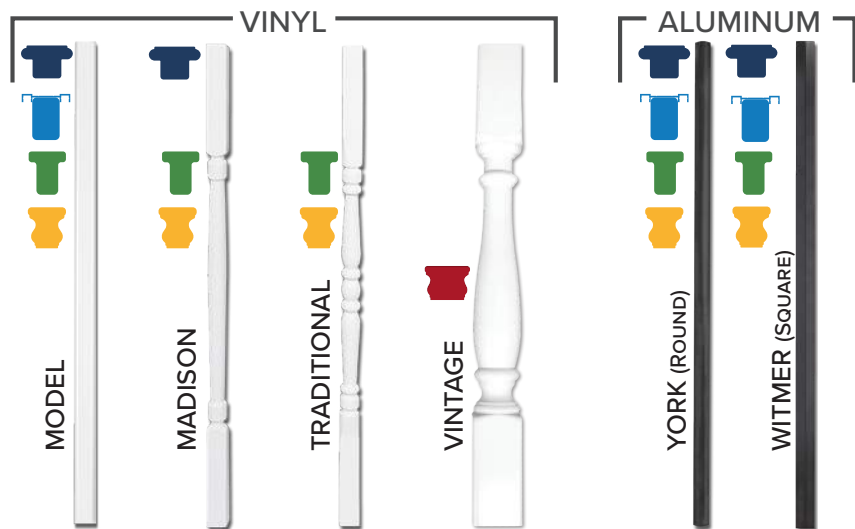
- Railing Color Option -   
- Pre-Attached Aluminum Deckboard Receiver
- Railing Height Options: 36" • 42"
- Railing Length Options: 6' • 8' • 10'






1000 SERIES







- Railing Color Options -   
- 3" Wide Top Rail
- Railing Height Options: 30" • 36" • 42"
- Railing Length Options: 4' • 6' • 8' • 10'

INFILL STYLE OPTIONS



















				
MODEL	MODEL	MODEL	MODEL	
MADISON		MADISON	MADISON	
		TRAD.	TRAD.	
	CABLE RAILING			VINTAGE
YORK	YORK	YORK	YORK	
WITMER	WITMER	WITMER	WITMER	

















	AVAILABLE IN 36" ONLY		AVAILABLE IN 30" • 36"
	AVAILABLE IN 36" • 42"		
	AVAILABLE IN 30" • 36" • 42"		

COLOR OPTIONS*
















VINYL RAILING

WHITE	CLAY	ALMOND	BLACK
			
			
			
			
			

VINYL INFILL

WHITE	CLAY	ALMOND	BLACK
			
			
			
			
			

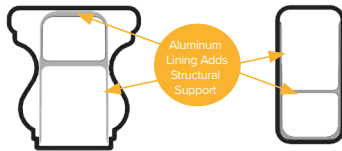
ALUMINUM INFILL





WHITE	BRONZE	BLACK
		
		
		
		
		

*Printed representations may vary from actual product color.

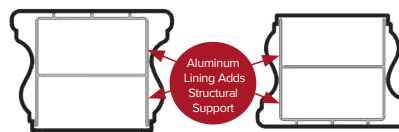




3000 SERIES



- Railing Color Options -    
- 3" Wide Top Rail
- Railing Height Options: 30" · 36" · 42"
- Railing Length Options: 4' · 6' · 8' · 10'

5000 SERIES



- Railing Color Options -  
- 4 1/2" Wide Top Rail
- Railing Height Options: 36" · 42"
- Railing Length Options: 4' · 6' · 8' · 10'



BRING YOUR SPACE TO LIGHT

Create stunning focal points and add atmosphere and safety to your outdoor living space with lighting. Our lighting is designed to pair with railing for a beautiful, seamless look. Post cap and accent lights are made from diecast aluminum and powder-coated to match our vinyl railing and posts exactly. The high-quality coating means that the lights will retain their good looks for years.

Superior's electrical engineers and experts have refined our lights for a long-lasting and easy-to-use system that brings exceptional outdoor lighting to your deck or porch.



COLOR OPTIONS*

Powder-coated die-cast aluminum




POST & ACCENT LIGHTS

Sizes available for 2½", 3¼" and 4" Posts

POST CAP LIGHTS

3000k LED



PYRAMID



DECORATIVE

POST CAP DOWNLIGHTS

3000k LED



PYRAMID



DECORATIVE

POST & STAIR ACCENT LIGHT

3000k LED



POST CAPS (NO LIGHTS)



PYRAMID



DECORATIVE

LIGHTING ACCESSORIES

LIGHTING CONTROL HUB & POWER SUPPLY



- Timer lets you choose 1-9 hours of light, or dusk-to-dawn
- Dimmer mode with 9 brightness levels
- Adjustable photocell sensor to control for ambient light
- **Walk Away** feature for safe exiting before lights go out
- Aluminum housing to match railing
- Power Supply available in 60w or Power Station

POST LIGHT WIRE KIT

KIT INCLUDES:

- Staples
- 2-way splitter
- 5' and 9' wire extensions

WIRE EXTENSIONS, WIRE SPLITTERS

WIRE EXTENSIONS:

- 2', 5', 9' Lengths Available

WIRE SPLITTER KITS:

- 2-Way Kit: Includes (1) 8" input cable to (2) 8" output cables
- 3-Way Kit: Includes (1) 8" input cable to (3) 10" output cables

5" POST ADAPTER

- Made to fit fence posts
- Fits 5" Posts
- Uses 4" Cap for 5" Post




Product representations may vary from actual product

*Printed representations may vary from actual product color. Product colors may vary from select manufacturer's product colors.

STRUCTURAL PORCH POSTS

ENDURING DESIGN

Choose from a variety of porch post styles to match your home's aesthetic. Vinyl is the perfect choice for posts and columns because it requires no painting and doesn't deteriorate like wood.



STRUCTURAL COLUMNS

DEPENDABLE STRENGTH

Superior's beautiful vinyl columns give your home a refined look while requiring little effort to maintain. Each structural post and column contains an aluminum insert that provides support for a roof.

Load Rating: With full length extruded aluminum inserts.



POST CAPS



POST TRIM



NEWEL POSTS

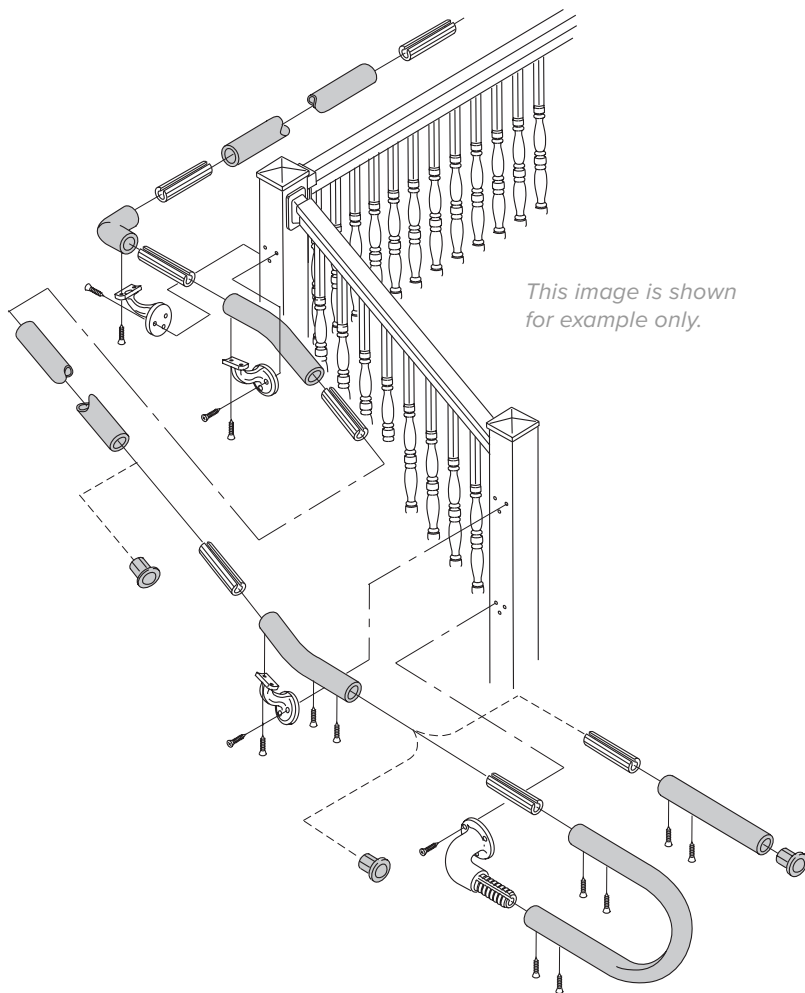


POST WRAP



ADA ALUMINUM HANDRAIL

ADA Aluminum Handrail adds safety and security without compromising on looks! This handrail is designed to coordinate perfectly with Superior's existing railing for a beautiful, functional, and safe railing system.



This image is shown for example only.

STANDARD COLORS



SPECIAL ORDER COLORS



END CAP



P - LOOP RETURN



ADA HANDRAIL BRACKET



HANDRAIL CONNECTOR WITH RING



5° RADIUS ELBOW (24")



34° RADIUS ELBOW (24")



STRAIGHT HANDRAIL (104")



90° RADIUS ELBOW (24")



6" CORNER MOUNTING BRACKET



0° - 90° UNIVERSAL ELBOW



OUTSIDE ELBOW



ALUMINUM 90° ELBOW BRACKET



STRAIGHT ALUMINUM WALL BRACKET WITH RING



ALUMINUM GATE RETURN (+ O)



UNIVERSAL ELBOW HANDRAIL BRACKET





SUPERIOR[™]
OUTDOOR PRODUCTS



[superiorplasticproducts.com](https://www.superiorplasticproducts.com)

260 Jalyn Drive, New Holland, PA 17557

Toll Free: 1-800-633-7093

© Superior Outdoor Products | 240101